

# GWALIOR GLORY SCHOOL

Class : II

SUMMER HOLIDAY HOMEWORK

ENGLISH (2025-26)

Name : \_\_\_\_\_ Sec. : \_\_\_\_\_ Roll No. : \_\_\_\_\_ Date : \_\_\_\_\_

1) Circle the compound word from the grid and write it in the space given below.

cow	boy	sea	paste	note	book	rain	dog
butter	fish	forest	school	cook	fire	butter	fly
foot	back	pack	cup	hair	paper	text	play
ball	ground	pine	cake	apple	egg	plant	sun
cross	school	news	word	brain	home	work	glasses
storm	bag	rain	bow	pea	fire	nut	lip
stick	grape	fruit	time	table	man	arm	tooth
chair	bath	room	mail	box	paint	under	brush

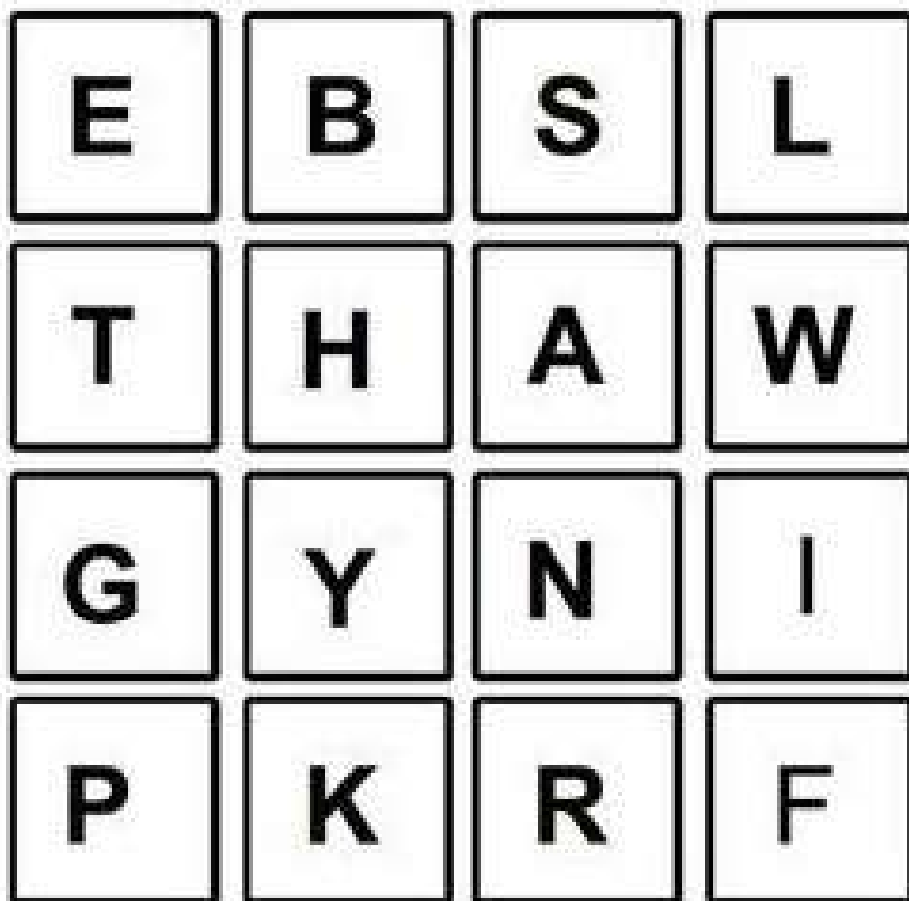


cowboy



2) **t**

**i** How many words can you make using the letters below?



\_\_\_\_\_

\_\_\_\_\_

\_\_\_\_\_

\_\_\_\_\_

\_\_\_\_\_

\_\_\_\_\_

3)

i

Use the code box to write the letters and form a word in the spaces below.

Example:

L	I	F	E

CODE BOX

A	C	D	E	F	I	L	M	N	O	P	R	S	T	U	V	X

1.  $\Rightarrow$  \_\_\_\_\_

2.  $\Rightarrow$  \_\_\_\_\_

3.  $\Rightarrow$  \_\_\_\_\_

4.  $\Rightarrow$  \_\_\_\_\_

5.  $\Rightarrow$  \_\_\_\_\_

6.  $\Rightarrow$  \_\_\_\_\_

7.  $\Rightarrow$  \_\_\_\_\_

4)

i

On an A-4 sheet make a collage of the activities you did in the vacation. For example the places you visited, games you played, books you read, food you enjoyed etc.

5)

t

i

Fill in the given boxes.

1) 3 things you can cut.

2) 3 things you can wear.

3) 3 Things you can read.

4) 3 family members.

5) 3 things from a freezer.

6) 3 other words for big.

7) 3 words beginning with  
"st"

8) 3 cities of India.

9) List three vowels.

10) List three continents.

11) 3 words rhyming with lie.

12) 3 Rivers of India.

6)

Do cursive book pages 2 to 5.

# GWALIOR GLORY SCHOOL

Class : II

## SUMMER HOLIDAY HOMEWORK HINDI (2025-26)

Name : \_\_\_\_\_ Sec. : \_\_\_\_\_ Roll No. : \_\_\_\_\_ Date : \_\_\_\_\_

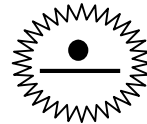
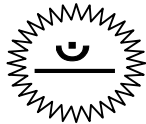
- (1) "विश्व पर्यावरण दिवस" 5 जून को मनाया जाता है। इस दिन के लिए बनाए गए पोस्टर में रंग भरो और खाली स्थान में एक नारा लिखो:-



.....

.....

- (2) ऐसा एक-एक चित्र बनाओ जिनके नाम में ॐ और • आते हैं:-




- (3) इस पिटारे में कुछ शब्द ऐसे हैं जिनकी आखिरी आवाज़ मिलती है। दो-दो साथी शब्दों के जोड़े बनाकर लिखिए:-

\_\_\_\_\_





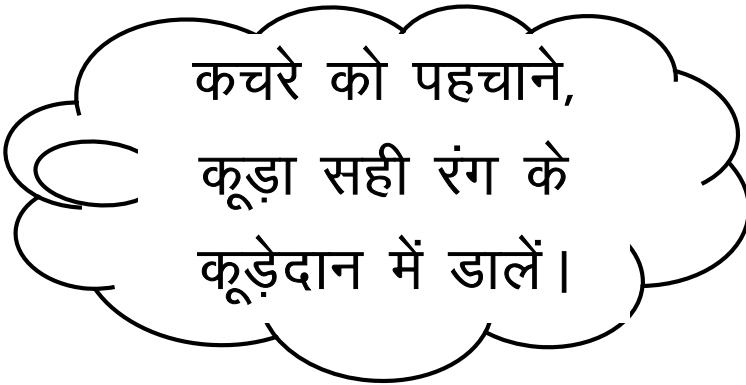
\_\_\_\_\_

\_\_\_\_\_

\_\_\_\_\_



- (4) मिलान करो।



- (5) पता लगाइए कि नीचे दिए गए दिवस किस तारीख को मनाए जाते हैं-

हिंदी दिवस - \_\_\_\_\_

शिक्षक दिवस - \_\_\_\_\_

बाल दिवस - \_\_\_\_\_


विज्ञान दिवस - \_\_\_\_\_

गणित दिवस - \_\_\_\_\_

पर्यावरण दिवस - \_\_\_\_\_

(6) जो एक है उस क्रम संख्या वाले खाने में लाल रंग और जो अनेक है उस क्रम संख्या वाले खाने में नीला रंग भरिए—

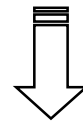

- |   |  |  |
|---|--|--|
| 1. कपड़े -   | 2. चटनियाँ -   | 3. पत्ते -      |
| 4. मालाएँ -  | 5. खिलौना -     | 6. बिल्ली -     |
| 7. कली -     | 8. लड़का -      | 9. तश्तरियाँ -  |
| 10. घड़ी -   | 11. टोपियाँ -  | 12. अँगूठी -    |
| 13. जूते -   |  |  |



(7) नीचे दिए गए भूल भुलैया के खेल में एक फल को दूसरे फल से मिलाते हुए भूल भुलैया से बाहर निकलने में प्रिया की सहायता कीजिए—



सेब	भिंडी	केला	तोरई	नींबू
तरबूज	आम	पपीता	खरबूजा	आलू
पेठा	करेला	घीया	अनार	कद्दू
गोभी	अरबी	बैंगन	अंगूर	अनानास
कटहल	हरी मिर्च	लहसुन	अदरक	संतरा



(8) चित्र देखो, पहचानों और उचित स्थान पर नाम लिखो—



खेलने वाली	खाने वाली	पीने वाली



# GWALIOR GLORY SCHOOL

Class : II

## SUMMER HOLIDAY HOMEWORK MATHEMATICS (2025-26)

Name : \_\_\_\_\_ Sec. : \_\_\_\_\_ Roll No. : \_\_\_\_\_ Date : \_\_\_\_\_

I) ACTIVITY: Creative Shape Making Activity.

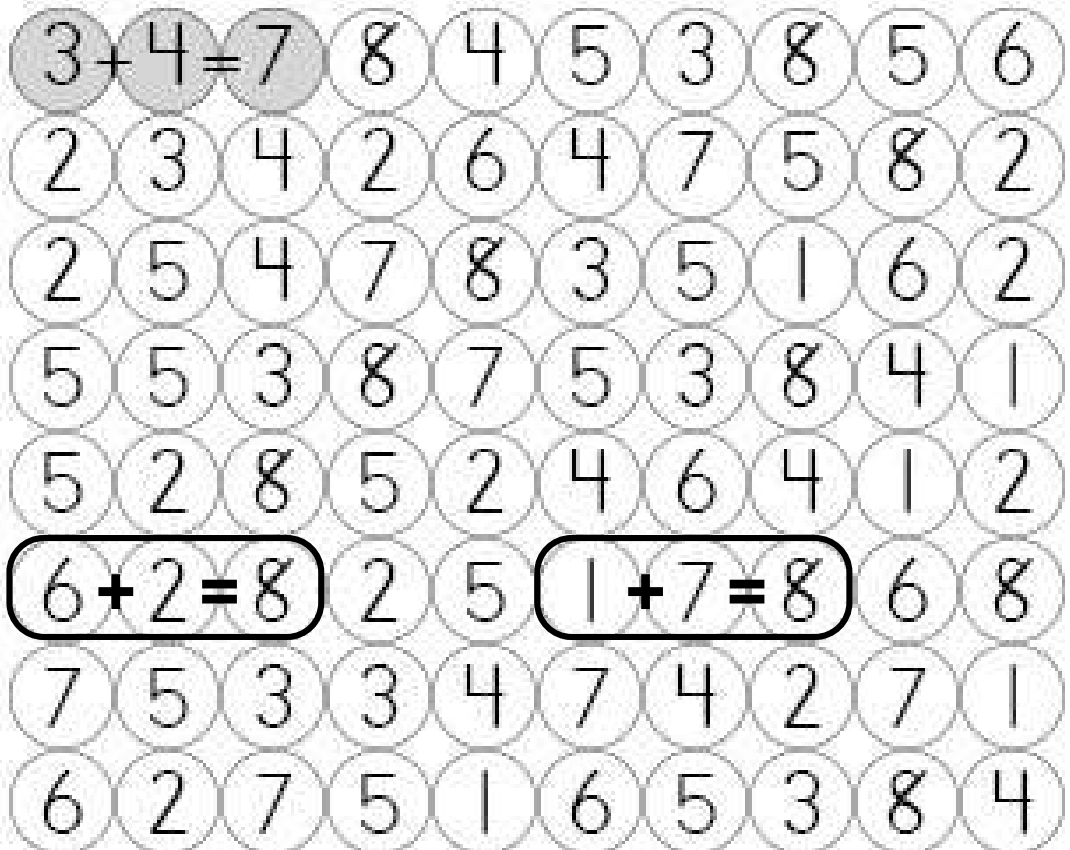
Take a thick thread, put fevicol on it and let it dry. Now you can make any two plane shapes using this thread on an A-4 size sheet (You can use your own creativity using colours or any decorative items.)

OR

Make a dice using empty box.

II) Take a look at your house. Write the names of five round objects and five long objects you find in your house. (in Math notebook)

Q.1 Find 9 addition facts in the puzzle (as shown). Colour each addition fact and its answer.



1.   +   =	4.   +   =	7.   +   =
2.   +   =	5.   +   =	8.   +   =
3.   +   =	6.   +   =	9.   +   =

**Q.2 Horizontal Addition and Subtraction.**


**Follow the sign and fill in the numbers in the boxes.**

$84 + \boxed{2} = 86$	$46 + \boxed{\phantom{00}} = 50$
$25 - \boxed{\phantom{00}} = 22$	$57 - \boxed{\phantom{00}} = 50$
$80 + \boxed{\phantom{00}} = 90$	$62 + \boxed{\phantom{00}} = 70$
$50 + \boxed{\phantom{00}} = 70$	$22 + \boxed{\phantom{00}} = 30$
$50 - \boxed{\phantom{00}} = 45$	$29 - \boxed{\phantom{00}} = 20$
$60 - \boxed{\phantom{00}} = 50$	$47 - \boxed{\phantom{00}} = 45$
$34 + \boxed{\phantom{00}} = 38$	$30 + \boxed{\phantom{00}} = 40$
$12 - \boxed{\phantom{00}} = 10$	$16 - \boxed{\phantom{00}} = 8$
$19 + \boxed{\phantom{00}} = 30$	$12 + \boxed{\phantom{00}} = 25$
$39 + \boxed{\phantom{00}} = 40$	$2 + \boxed{\phantom{00}} = 4$

**Q.3 In each box, choose a sign: +, – or x to make the calculation correct. You can use the same operation more than once!**

$\boxed{3}$	$\bigcirc$	$\boxed{2}$	$\bigcirc$	$\boxed{1}$	$\bigcirc$	$\boxed{5}$
$\boxed{7}$	$\bigcirc$	$\boxed{3}$	$\bigcirc$	$\boxed{2}$	$\bigcirc$	$\boxed{8}$
$\boxed{2}$	$\bigcirc$	$\boxed{3}$	$\bigcirc$	$\boxed{4}$	$\bigcirc$	$\boxed{2}$
$\boxed{2}$	$\bigcirc$	$\boxed{1}$	$\bigcirc$	$\boxed{1}$	$\bigcirc$	$\boxed{3}$
$\boxed{6}$	$\bigcirc$	$\boxed{2}$	$\bigcirc$	$\boxed{1}$	$\bigcirc$	$\boxed{3}$
$\boxed{2}$	$\bigcirc$	$\boxed{5}$	$\bigcirc$	$\boxed{3}$	$\bigcirc$	$\boxed{10}$
$\boxed{4}$	$\bigcirc$	$\boxed{2}$	$\bigcirc$	$\boxed{3}$	$\bigcirc$	$\boxed{5}$
$\boxed{3}$	$\bigcirc$	$\boxed{3}$	$\bigcirc$	$\boxed{4}$	$\bigcirc$	$\boxed{13}$
$\boxed{2}$	$\bigcirc$	$\boxed{4}$	$\bigcirc$	$\boxed{5}$	$\bigcirc$	$\boxed{1}$
$\boxed{4}$	$\bigcirc$	$\boxed{2}$	$\bigcirc$	$\boxed{5}$	$\bigcirc$	$\boxed{3}$

Q.4 Add and colour the picture below according to the given colour code.



red

$7+7=$

$11+6=$

$8+8=$

$16+11=$

orange

$11+4=$

$12+7=$

$14+8=$

$19+10=$

blue

$18+5=$

$13+11=$

$10+10=$

$23+5=$

pink

$7+5=$

$16+14=$

$11+2=$

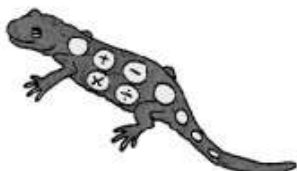
$11+10=$

## Q.5 QUADRA'S SQUARE PUZZLE 2

- i) Write the numbers 1, 2, 4, 6, 7, 8 in the correct place so that each side of the square adds up to 15.

1      2      4      6      7      8

Total must be 15

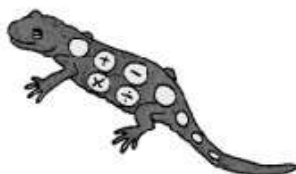


5		
3		

- ii) Can you write the number 1, 2, 4, 6, 7, 8 in the correct place so that each side of the square adds up to 12?

1      2      4      6      7      8

Total must be 12



	5	
		3

# GWALIOR GLORY SCHOOL

## SUMMER HOLIDAY HOMEWORK EVS (2025-26)

Class : II

Name : \_\_\_\_\_ Sec. : \_\_\_\_\_ Roll No. : \_\_\_\_\_ Date : \_\_\_\_\_

### #) PROJECT

- Do **any 1 project** out of the two.
- This project will be marked for **Term-I**.
- Last date to submit the project is **14<sup>th</sup> July 2025**.


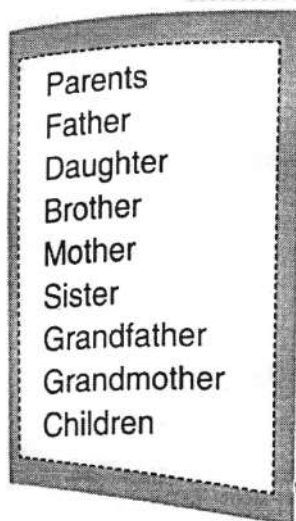
1. Go on a nature walk and collect few things like leaf, flower, soil, pebbles etc and make some creative things using the same on a half chart paper.  
[Reference picture will be shared]

### OR

Make a flip book of any four internal organs. Draw or paste the picture of the organ mentioning its function.

[Reference video will be provided]

2. s u !! Find the words in the grid given:-



3. Read the information given and answer the questions:-

Ananya has eight members in her family. Her grandparents, Atul Bajaj and Metali Bajaj have two sons namely Abhinav and Abhishek. Ananya is the daughter of Abhinav and Sonam. Aman, Ananya's cousin is the son of Ananya's uncle and Ritu.

Write the names of the following members of her family.

- |                  |                       |
|------------------|-----------------------|
| (a) Mother _____ | (b) Grandmother _____ |
| (c) Father _____ | (d) Grandfather _____ |
| (e) Uncle _____  | (f) Cousin _____      |
| (g) Aunt _____   |                       |

4. **Joyful learning:**

**While travelling in the school bus, we must follow certain safety rules. Colour the clouds green for correct rules that we must follow and red for incorrect rules.**

Wait for the bus to stop before boarding or deboarding it.

Never take your arm or head out of the windows of the moving bus.


Move from one seat to another in a moving bus

Stand in a queue before boarding the bus.

Obey the instructions given by the teacher incharge in the bus.

Scream at vehicles moving nearby.

**Kshitij and Jatin are in a Traffic Training Park. Kshitij's father tells them that traffic rules are important like other safety rules. We must follow them.**



**Write any three traffic rules to help Kshitij and Jatin.**

- 1) \_\_\_\_\_
- 2) \_\_\_\_\_
- 3) \_\_\_\_\_

5. **JUNGLE SAFARI!!**

Look at the animals and complete the details using the clues given.

jump   run   fly   swim   hop



I am a \_\_\_\_\_.

I can \_\_\_\_\_.



I am a \_\_\_\_\_.

I can \_\_\_\_\_.



I am a \_\_\_\_\_.

I can \_\_\_\_\_.

5. **JUNGLE SAFARI!!**

Look at the animals and complete the details using the clues given.

jump   run   fly   swim   hop



I am a \_\_\_\_\_.

I can \_\_\_\_\_.



I am a \_\_\_\_\_.

I can \_\_\_\_\_.



I am a \_\_\_\_\_.

I can \_\_\_\_\_.




I am a \_\_\_\_\_.

I can \_\_\_\_\_.



I am a \_\_\_\_\_.

I can \_\_\_\_\_.




I am a \_\_\_\_\_.

I can \_\_\_\_\_.



I am a \_\_\_\_\_.

I can \_\_\_\_\_.



I am a \_\_\_\_\_.

I can \_\_\_\_\_.



I am a \_\_\_\_\_.

I can \_\_\_\_\_.

tortoise frog fish tiger parrot rabbit lion monkey dolphin




I am a \_\_\_\_\_.

I can \_\_\_\_\_.



I am a \_\_\_\_\_.

I can \_\_\_\_\_.




I am a \_\_\_\_\_.

I can \_\_\_\_\_.



I am a \_\_\_\_\_.

I can \_\_\_\_\_.



I am a \_\_\_\_\_.

I can \_\_\_\_\_.



I am a \_\_\_\_\_.

I can \_\_\_\_\_.

tortoise frog fish tiger parrot rabbit lion monkey dolphin



# GWALIOR GLORY SCHOOL

Class : II

## SUMMER HOLIDAY HOMEWORK GK (2025-26)

Name : \_\_\_\_\_ Sec. : \_\_\_\_\_ Roll No. : \_\_\_\_\_ Date : \_\_\_\_\_

- 1) Birds are interesting creatures, they are early risers they sing in the morning to communicate with their friends...

Observe 5 birds in your surroundings write their names, their colors and sound.

### **"BIRD WATCH BINGO"**

	NAME OF THE BIRDS	COLOR	SOUND
1.			
2.			
3.			
4.			
5.			

2) Each box hides a special “I am” message about you – use the magic key at the top to figure out the words.

Also read each message out loud once you solve it- because you are amazing, just the way you are!

## AFFIRMATIONS CODE BREAKER Use the key to break the code.

A	B	C	D	E	F	G	H	I	J	K	L	M
N	O	P	Q	R	S	T	U	V	W	X	Y	Z

1. I am 


2. I am 


3. I am 



4. I am 


5. I am 


6. I am 


7. I am 


 & 

- 3) “Let’s explore a country!”  
It’s time to go on a fun journey around the world – pick any country and find out exciting facts about it.  
Draw it’s flag and place ( X ) on the map where the country is located.

<h1>Country:</h1>	
	<h2>Location</h2> <p>Continent: _____</p> <p>Place an X on the map where this country is located.</p>
<h2>Details</h2> <p>Capital City: _____</p> <p>Language(s): _____</p> <p>Population: _____</p> <p>Current Leader: _____</p> <p>Currency: _____</p>	<p>Draw the country's flag in the box below.</p> <h2>Flag</h2> <div data-bbox="829 891 1444 1205"></div>
 <h2>FAMOUS PEOPLE</h2> <div data-bbox="183 1758 837 2004"></div>	 <h2>FOODS</h2> <div data-bbox="869 1624 1412 1982"><h3>Landmarks</h3></div>

© The Paper Kid Gallery 2016

- 4) Find pictures or names of 3 famous personalities (from news, sports or movies) in the newspaper or magazine. Paste their pictures and write 2 lines about who they are.



# **GWALIOR GLORY SCHOOL**

**Class : II**

## **SUMMER HOLIDAY HOMEWORK COMPUTER (2025-26)**

Name : \_\_\_\_\_ Sec. : \_\_\_\_\_ Roll No. : \_\_\_\_\_ Date : \_\_\_\_\_

**1) Identify the tools of Tux Paint which will be used for following purposes.**

- (i) For drawing straight line. \_\_\_\_\_
- (ii) For filling the colour in the drawing. \_\_\_\_\_
- (iii) For opening the starter. \_\_\_\_\_
- (iv) Which tool helps us to choose a blank page? \_\_\_\_\_
- (v) Which tool helps us to erase a mistake? \_\_\_\_\_
- (vi) The grass effect is given by which tool. \_\_\_\_\_

**2) Write 'C' against the task that a computer can do better and 'M' that a Man can do in a better manner.**

- (i) Works with more accuracy. ☐
- (ii) Works very quickly. ☐
- (iii) Can store the information for longer time. ☐
- (iv) Can think what is right or wrong. ☐
- (v) Can decide what to do. ☐
- (vi) Can work without getting tired. ☐

# **GWALIOR GLORY SCHOOL**

**Class : II**

## **SUMMER HOLIDAY HOMEWORK COMPUTER (2025-26)**

Name : \_\_\_\_\_ Sec. : \_\_\_\_\_ Roll No. : \_\_\_\_\_ Date : \_\_\_\_\_


**1) Identify the tools of Tux Paint which will be used for following purposes.**

- (i) For drawing straight line. \_\_\_\_\_
- (ii) For filling the colour in the drawing. \_\_\_\_\_
- (iii) For opening the starter. \_\_\_\_\_
- (iv) Which tool helps us to choose a blank page? \_\_\_\_\_
- (v) Which tool helps us to erase a mistake? \_\_\_\_\_
- (vi) The grass effect is given by which tool. \_\_\_\_\_

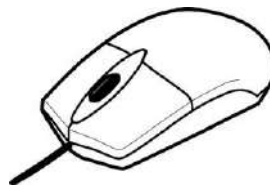
**2) Write 'C' against the task that a computer can do better and 'M' that a Man can do in a better manner.**

- (i) Works with more accuracy. ☐
- (ii) Works very quickly. ☐
- (iii) Can store the information for longer time. ☐
- (iv) Can think what is right or wrong. ☐
- (v) Can decide what to do. ☐
- (vi) Can work without getting tired. ☐

3) Colour the input, output & storage devices with red, green and orange Colour respectively.



3) Colour the input, output & storage devices with red, green and orange Colour respectively.



# GWALIOR GLORY SCHOOL

Class : II

SUMMER HOLIDAY HOMEWORK (2025-26)

Art & Craft

Name : \_\_\_\_\_ Sec. : \_\_\_\_\_ Roll No. : \_\_\_\_\_ Date : \_\_\_\_\_

## DRAWING

1) WORKSHEET-1: Draw the different type of line.

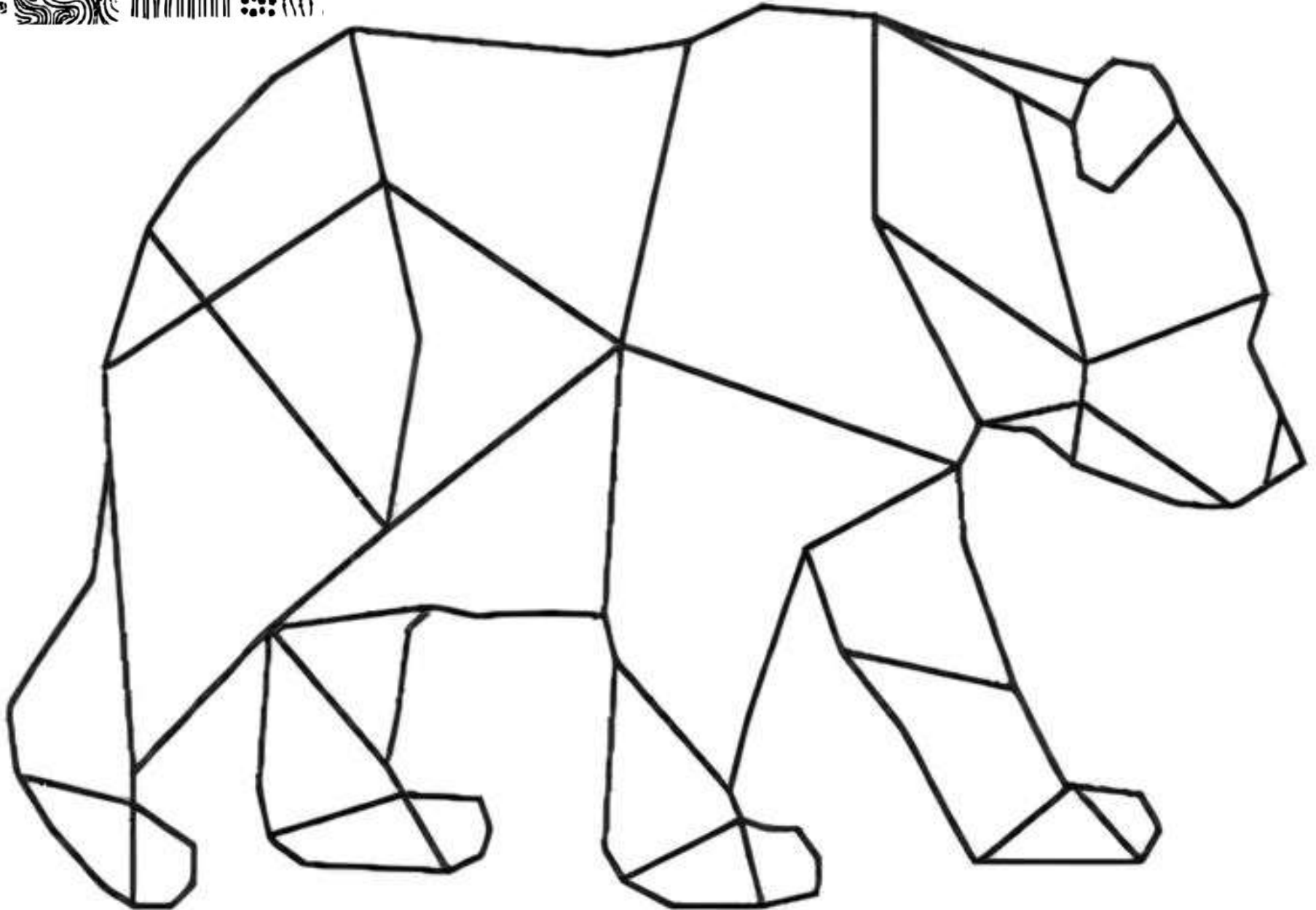
Example Given Below:-

Thin	Broken	Dash
Zig Zag	Curly	Parallel
Dotted	Straight	Spiral
Curved	Thick	Wavy

2) **WORKSHEET-2:** Fill in the picture with doodle art.



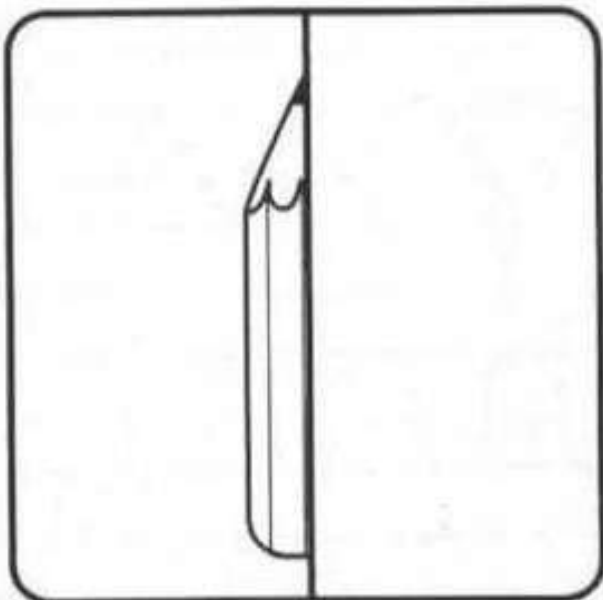
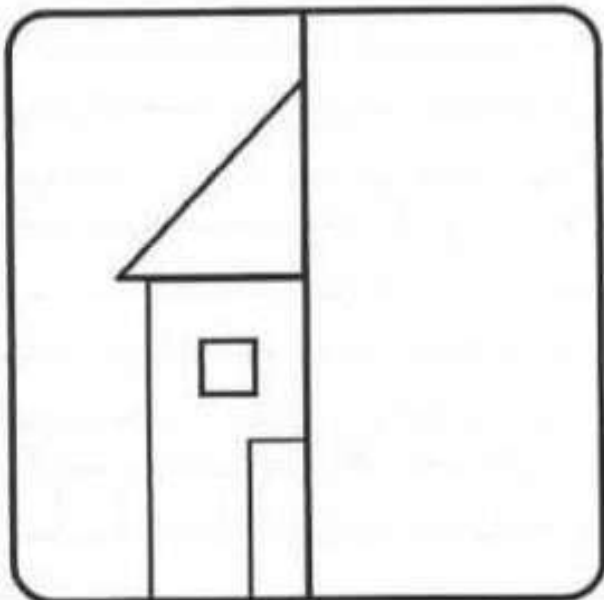
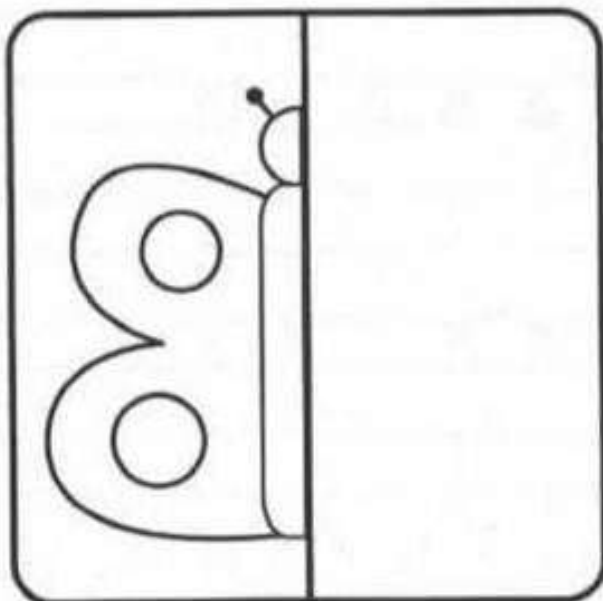



**Example**






- 3) **WORKSHEET-3:** Symmetry art drawing.  
**Example Given Below:-**



4) **WORKSHEET-1:** Fill in the colour and create beautiful 3D hanging.

**Example Given Below:-**




- 4) Gather different variety of leaves or flowers and dry them by pressing them in a book. Use these dried leaves and flower to create a beautiful drawing.

**Example:**




- 5) Turn these circles into anything you choose and colour them.

**Example:**



- 6) Draw a scenery of your choice and use lines and pattern to complete the drawing.

**Example:**



**Note: All work should be done by A-4 Size Sheet**