

GWALIOR GLORY PRIDE

Class : I

SUMMER HOLIDAY HOMEWORK ENGLISH (2024-25)

Name : _____ Sec. : _____ Roll No. : _____ Date : _____

- ◆ Run run run..
have some fun.



in completing the worksheets
one by one



Get ready to read,
write and learn



- ◆ Paste the picture of a market in A4 sheet and write ten things you would like to buy for your summer break.
- ◆ Learn poem with actions on anyone of the topics given below:-
 - (1) My school
 - (2) Friends
 - (3) Cleanliness
 - (4) My teacher
- ◆ **ACTIVITY:** ABC of YOGA (Sheet attached) follow the ABCs of Yoga and try to perform all Asanas. See the picture for reference. Do not forget to get yourself clicked and make a picture collage and send it on Whatsapp (Any-5).
- ◆ Circle the consonants in the words given below:-

See

Eye

Hour

Our

Eat

Moon

Sun

Bell

Egg

Pear

Cup

Hat

Doe



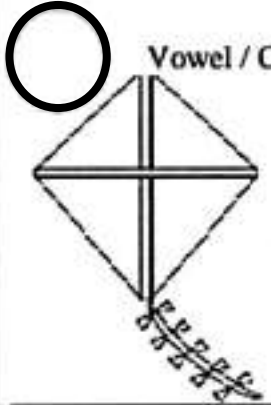


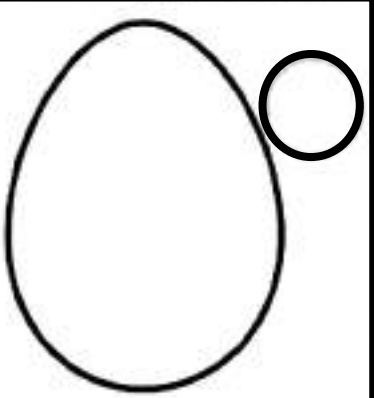
Pie

One

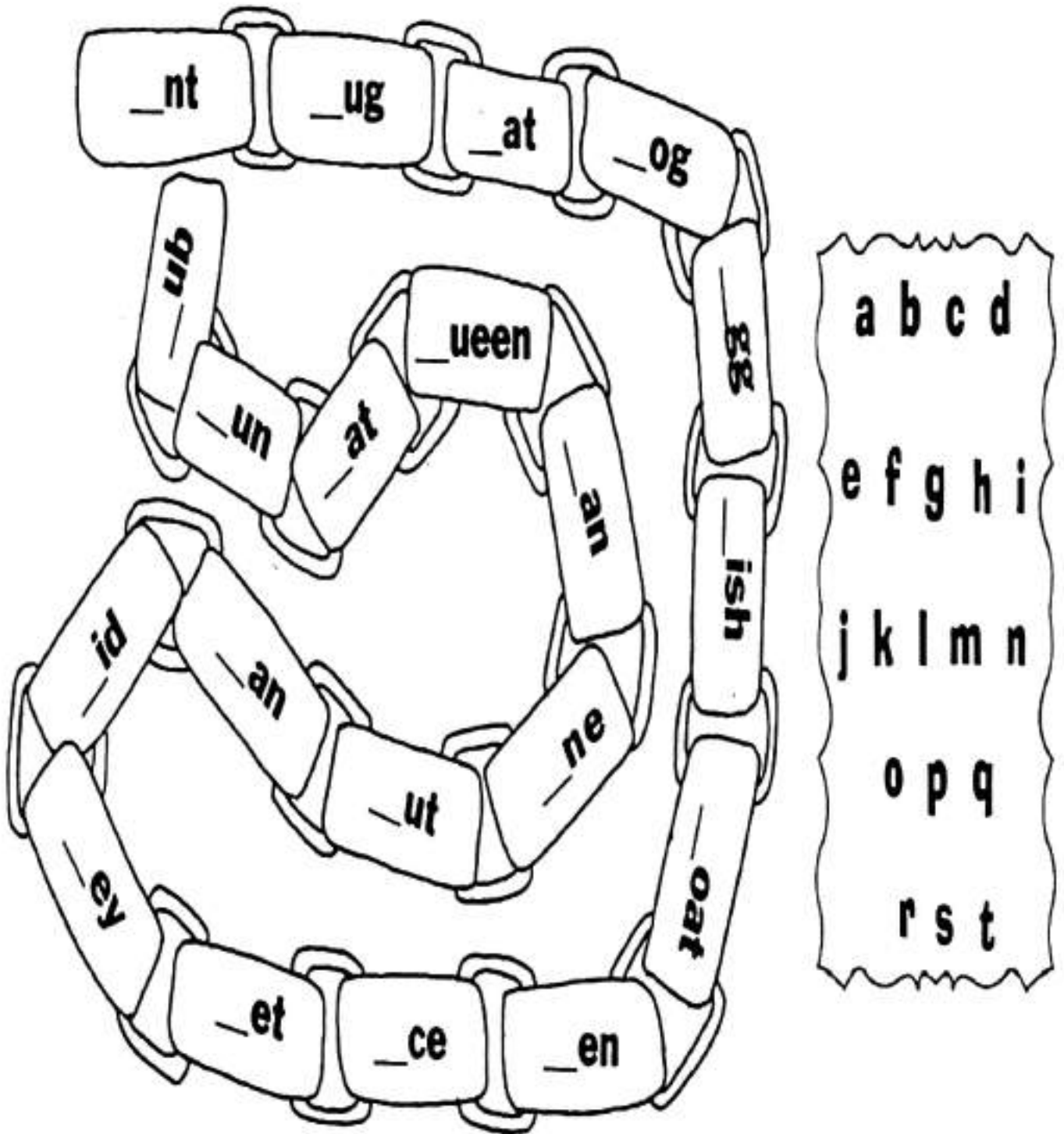
- ◆ Display 'New Words' you have learnt during summer break on a 'Word Tree' (A4 Sheet).



- ◆ Say what you see in each picture. Write the letter with which each word begins. Is it a vowel or consonant .

 <p>✓ Vowel / Consonants</p>	 <p>Vowel / Consonants</p>	 <p>Vowel / Consonants</p>
 <p>Vowel / Consonants</p>	 <p>Vowel / Consonants</p>	 <p>Vowel / Consonants</p>

- ◆ Make an alphabet chain. Write one letter to make a word for each link. Begin with letter a. Continue using the letters of the alphabet in order as given in the box and colour it.



◆ **ALPHABET YOGA FOR KIDS.**

<p>A Airplane</p> 	<p>B Butterfly</p> 	<p>C Cobra</p> 	<p>D Dog</p> 	<p>E Elephant</p> 
<p>F Frog</p> 	<p>G Gate</p> 	<p>H Happy Baby</p> 	<p>I Inhale</p> 	<p>J Jump Up</p> 
<p>K Kite</p> 	<p>L Lion</p> 	<p>M Mouse</p> 	<p>N Namaste</p> 	<p>O Otter</p> 
<p>P Plank</p> 	<p>Q Queen Dancer</p> 	<p>R Relax</p> 	<p>S Savasana</p> 	<p>T Triangle</p> 
<p>U Umbrella</p> 	<p>V Volcanoe</p> 	<p>W Waterfall</p> 	<p>X to Y</p> 	<p>Z Zero</p> 

GWALIOR GLORY PRIDE


Class : I

SUMMER HOLIDAY HOMEWORK


HINDI (2024-25)

Name : _____ Sec. : _____ Roll No. : _____ Date : _____


(1) शब्द के आखिरी अक्षर से नया शब्द बनाइये और आगे बढ़ते जाइये।



(2) दिए गए वर्णों की बूँदें जब घास पर पड़ेंगी, तो कौन से शब्द बनेंगे, लिखो।



(3) भारत वर्ष के किन्हीं पाँच नगरों के नाम लिखो।



(4) अपने बारे में लिखिए।

आपका नाम _____

आपके प्रिय मित्र का नाम _____

आपका मनपसंद फल _____

आपका मनपसंद खिलौना _____

आपका मनपसंद खेल _____


आपकी मनपसंद जगह _____

(5) दी गई वर्ग-पहेली में पेड़ पर दिए गए नामों को ढूँढिए-

बी	सु	म	न	बा	ग
ज	ग	ज	य	च	क
घ	ड	त	न	रे	श
र	वि	द	छ	ठ	प
झ	फ	ड़	ल	थ	व
ख	ट	उ	प	व	न




(6) टॉफी के छिलके को बीच में पकड़कर दोनों तरफ़ मोड़े और तितली बनाइये।



(7) दिए गए लिफाफे पर अपने विद्यालय का व घर का पता लिखें।

स्कूल का पता	घर का पता
_____	_____
_____	_____
_____	_____
_____	_____
पिन कोड	पिन कोड
<input type="text"/> <input type="text"/> <input type="text"/> <input type="text"/> <input type="text"/> <input type="text"/>	<input type="text"/> <input type="text"/> <input type="text"/> <input type="text"/> <input type="text"/> <input type="text"/>

(8) रेखा खींचकर चित्रों को उनके नाम से मिलाइये।



लोटा
कोयल
टोपी
गोभी
ओखली

(9) इस प्यारे से टॉमी में अपने पसंद के रंग भरिए।





GWALIOR GLORY PRIDE


Class : I

SUMMER HOLIDAY HOMEWORK MATHEMATIC (2024-25)

Name : _____ Sec. : _____ Roll No. : _____ Date : _____

- 1) Make a model of Abacus using old shoe box. (Image will be provided)
- 2) Draw Snakes and Ladders (board game) on A-4 size sheet and write backward counting 100 to 1.
- 3) Counting 201-300 in maths notebook.
- 4) Term Book 1 pg.32,33,34,35,37,38,39.
- 5) Mental math worksheets:-


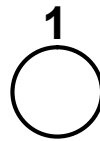
1	What is $7 + 2$?	
2	Write the missing number 1, 2, _____, 4, 5, 6	
3	Write Fifty One in numbers.	
4	Which number is a multiple of 2? 17 7 9 18 23	
5	Draw the next shape in the sequence. 	
6	Which number comes after 9?	
7	What is $7 - 1$?	
8	How many circles are there? 	
9	What number is one half of 10?	
10	What is $10 + 3$?	



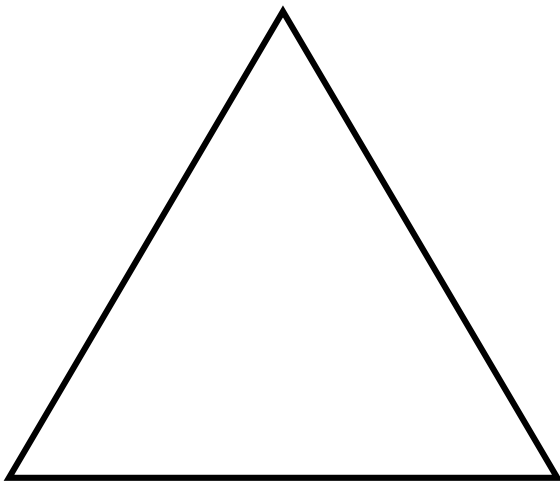
Take away three how many flowers are left?




2) Shade the circle under the correct number.



3) Draw a line to divide the triangle in half. But remember the two pieces must be of the same size.












4) Join the dots to make a happy face.



Number Names and Numerals

Count each object in the picture and write its numeral and number name. Colour the picture.



	3	Three			
					
					
					

Add and Colour

Add then colour all the sums using the colour key below.

1 - Green

2 - Red

3 - Blue

4 - Yellow

5 - Orange

UNDER THE WAVES

$2 + 1 =$

$5 + 0 =$

$2 + 2 =$

$0 + 3 =$

$3 + 0 =$

$1 + 0 =$

$1 + 0 =$

$3 + 1 =$

$0 + 4 =$

$2 + 2 =$

$1 + 1 =$

$1 + 3 =$

$1 + 2 =$

$4 + 0 =$

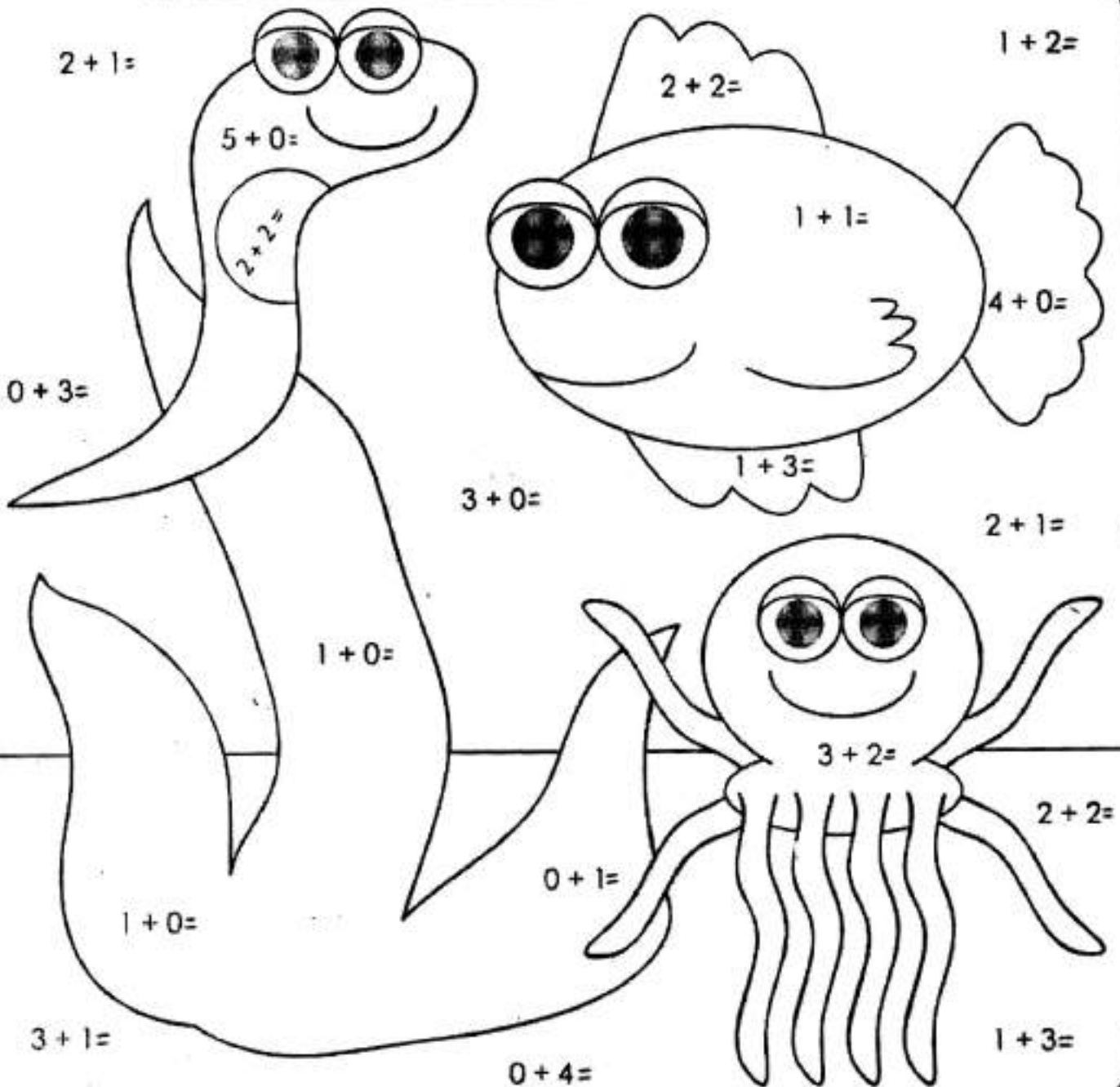
$2 + 1 =$

$3 + 2 =$

$0 + 1 =$

$2 + 2 =$

$1 + 3 =$



GWALIOR GLORY PRIDE

Class : I

SUMMER HOLIDAY HOMEWORK EVS (2024-25)

Name : _____ Sec. : _____ Roll No. : _____ Date : _____

- ◆ Make a wind chime of "Save the Earth".
[Picture given for reference]



OR

- ◆ Make a wheel of "Good Habits", we follow in our daily routine.



Note: EVS project will be marked for Term-I

- ◆ Rohan is very hungry. Colour the boxes (with your favourite colour) with food words and make a path for him to reach the fresh fruits.

START →

Apple	Cake	Corns	Rope	Lotus
Sun	Parents	Potato	Mother	Sand
Feather	Frock	Mango	Juice	Tomato
Cap	Jeep	Pot	Star	Rice
Roof	Tea	Ice-cream	Milk	Pasta
Lock	Jam	Shirt	Bus	Duck
Book	Salt	Ball	Dog	Shoes
Moon	Peas	Watermelon	Sugar	Carrot
Photo	Pencil	Bottle	Horse	Orange



- ◆ **Healthy Habits: (Word search)**

RUNNING	BIKING
YOGA	WALKING
FOOTBALL	MEDITATE
WORKOUT	BASKETBALL
READING	GYM
SLEEP	MINDFULL

A	B	G	K	Y	G	U	I	D	I	U	P
N	P	E	E	L	S	U	R	O	B	I	L
M	T	L	G	E	U	U	R	L	I	G	G
F	T	E	A	E	N	I	M	A	N	D	U
O	N	E	O	N	I	I	W	I	B	M	R
O	S	O	I	G	N	A	K	T	A	M	Y
T	A	N	A	D	L	I	U	G	S	M	U
B	G	L	F	K	B	O	T	O	K	D	E
A	E	U	I	G	K	E	B	A	E	L	D
L	L	N	B	R	Y	R	E	K	T	B	T
L	G	E	O	F	I	M	N	O	B	A	A
T	A	W	B	M	E	D	I	T	A	T	E
Y	O	G	A	Y	N	M	E	N	L	N	I
A	G	R	E	A	D	I	N	G	L	E	M

- ◆ **MY BODY:** Rearrange the letters to find the names of Body Parts.

A) rea _____

E) gel _____

B) ahnd _____

F) yees _____

C) oens _____

G) daeh _____

D) infegsr _____

H) cnek _____

GWALIOR GLORY PRIDE

SUMMER HOLIDAY HOMEWORK

GK (2024-25)

Class : I

Name : _____ Sec. : _____ Roll No. : _____ Date : _____

1) Paste the pictures of (2 each) pet animals, wild animals and aquatic animals with their names.

2) Many people help us in doing different things everyday. These people are known by the jobs they do. Write the names of each person with the help of hints and given pictures:-

1) I grow plants and flowers.

I am a _____.



2) I deliver your letters.

I am a _____.

3) I sell fruits and vegetables.

I am a _____.



4) I repair water pipes.

I am a _____.



5) I look after shops and buildings at night.






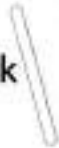




I am a _____.



3) We play some games to enjoy and have fun. Given below are the pictures of some Indoor Games. See the pictures and complete the crossword.

4) When we put something on water, it may float or sink. The lighter things float and heavier sink.

Put a tick (✓) in the right column:-

Object	Float	Sink
Stone 	<input type="checkbox"/>	<input type="checkbox"/>
Matchstick 	<input type="checkbox"/>	<input type="checkbox"/>
Eraser 	<input type="checkbox"/>	<input type="checkbox"/>
Coin 	<input type="checkbox"/>	<input type="checkbox"/>
Grape 	<input type="checkbox"/>	<input type="checkbox"/>
Lollipop stick 	<input type="checkbox"/>	<input type="checkbox"/>
Nail 	<input type="checkbox"/>	<input type="checkbox"/>
Paper-clip 	<input type="checkbox"/>	<input type="checkbox"/>
Peg 	<input type="checkbox"/>	<input type="checkbox"/>
Empty Plastic Bottle 	<input type="checkbox"/>	<input type="checkbox"/>

GWALIOR GLORY PRIDE

Class : I

SUMMER HOLIDAY HOMEWORK COMPUTER (2024-25)


Name : _____ Sec. : _____ Roll No. : _____ Date : _____

1) Guess the riddle and paste / draw the picture of the following part of the computer.

1) Hello, I am a _____,
I show you, whatever you give me.



2) Hey! I am a part of computer, which
you use to play with your tiny fingers.



3) Hi there! I am a _____,
I make an arrow dance on the screen.

GWALIOR GLORY PRIDE


Class : I

SUMMER HOLIDAY HOMEWORK COMPUTER (2024-25)


Name : _____ Sec. : _____ Roll No. : _____ Date : _____

1) Guess the riddle and paste / draw the picture of the following part of the computer.

1) Hello, I am a _____,
I show you, whatever you give me.



2) Hey! I am a part of computer, which
you use to play with your tiny fingers.



3) Hi there! I am a _____,
I make an arrow dance on the screen.



4) Yoo-hoo! I am known as the brain of the computer.

5) Attention! I maintain the power supply of the computer.



2) Match the following use of computer at the respective places.

COLUMN-A

- 1) To make report cards and time tables.
- 2) To maintain bank account details.
- 3) To find recipes.
- 4) To send e-mails.
- 5) To maintain patient's record .


COLUMN-B

- a) Hospital _____
- b) School _____
- c) Bank _____
- d) Mother _____
- e) Officer _____



4) Yoo-hoo! I am known as the brain of the computer.

5) Attention! I maintain the power supply of the computer.



2) Match the following use of computer at the respective places.

COLUMN-A

- 1) To make report cards and time tables.
- 2) To maintain bank account details.
- 3) To find recipes.
- 4) To send e-mails.
- 5) To maintain patient's record .

COLUMN-B

- a) Hospital _____
- b) School _____
- c) Bank _____
- d) Mother _____
- e) Officer _____

GWALIOR GLORY PRIDE

Class : I

SUMMER HOLIDAY HOMEWORK (2024-25)

Art & Craft

Name : _____ Sec. : _____ Roll No. : _____ Date : _____

CRAFT:

- 1) Make five creative "bookmark".
- 2) Make paper "pinwheel". (example-1 given below)


ART:

- 1) Draw a step by step drawings. (example-2 given below)
- 2) Draw a number drawing (1 to 6) (example-3 given below)
- 3) Draw doodle pattern. (example-4 given below)

NOTE: Art work should be done in drawing notebook.




Example-1



Example-2



Example-3



Example-4